

This document was scanned,
distilled, and enhanced into an
Adobe Acrobat format by:

Desktop Solutions

OF PENNSYLVANIA, INC.

185 Newberry Commons, #191
Etters PA 17319-0189
<http://www.dsop.com>
info@dsop.com
Inquiries Welcome.

For exclusive distribution by:



Home of the "PRR-Talk" mailing list.
<http://www.dsop.com/britton/railroad/index.html>
jerry@dsop.com

Created 7/5/97

Original provided by David Wartell.

For private use only.



TRACK CHART



• PENNSYLVANIA SYSTEM •

• EASTERN REGION •

• PHILA. DIV. •

• BRANCHES •

• NORTHERN CENTRAL RY. •

• ATGLEN & SUSQUEHANNA •

• PHILADELPHIA & THORNDALE •

• TRENTON •

• HARRISBURG TO LEMOYNE •

• CUMBERLAND VALLEY •

• DILLERVILLE TO ROYALTON •

• VIA COLUMBIA •

• LEBANON •

• QUARRYVILLE •

• NEW HOLLAND •

• COATESVILLE •

FRAZER

SCALE 1" = 1 MILE

HARRISBURG, PENNA.

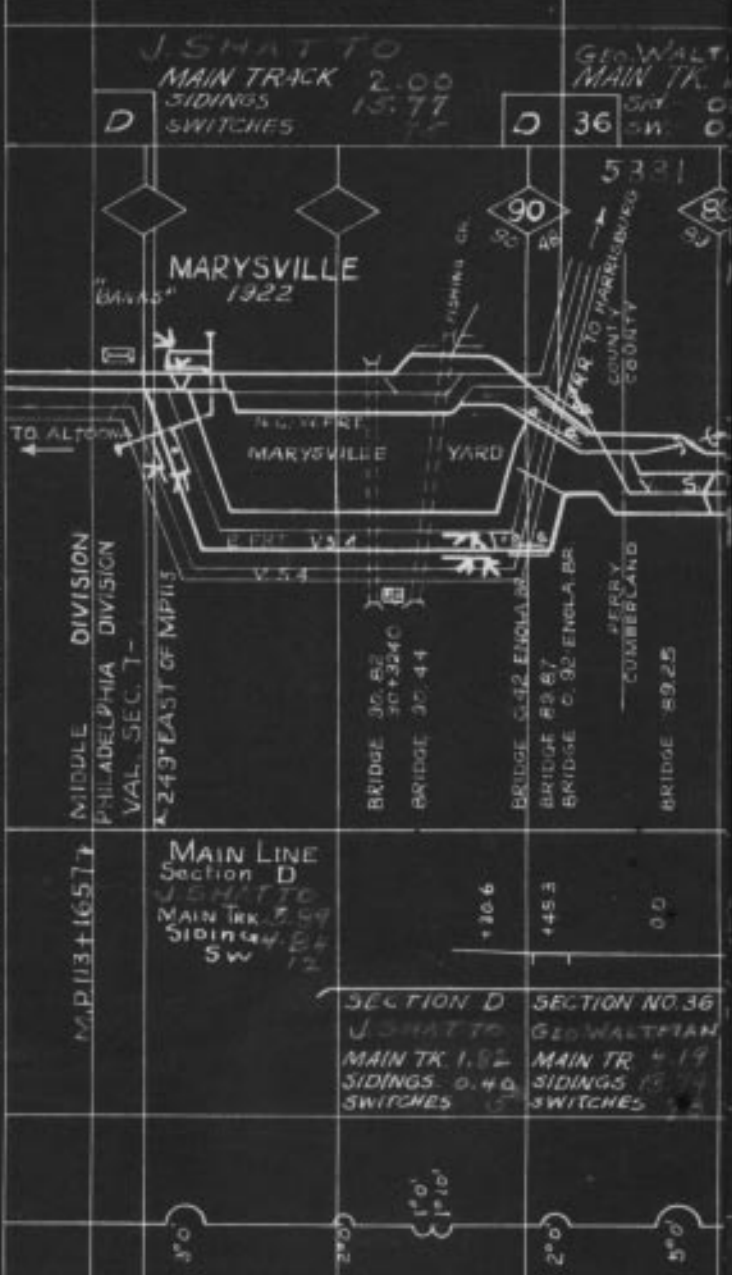
CORRECT TO 1-1-45



LEGEND


PASS. STA. BRICK		FRAME		SHELTER	
FRT. " "		" "		" "	
DRAWING EQUIPMENT DETECTOR	*****				
INTERLOCKING TOWER					
BLOCK STATION					
WATCH BOX					
TOOL HOUSE					
TELEPHONE BOOTH OR BOX					
ASH PIT					
PUBLIC ROAD XING (GRADE)					
PRIVATE " " "					
OVERHEAD BRIDGE					
TUNNEL					
GIRDER BRIDGE					
SLAB " "					
ARCH " "					
SIGNAL " "					
WATER STATION					
" TANK					
" PLUG					
SUB STATION					
TRACK PAN					
YARD LIMIT					
SIGNAL MAST					
STATE CO. & TWP LINES					
152 lb Rail	PURPLE				
131 " "	GREEN				
130 " "	WHITE				
127 " "	BROWN & YELLOW				
125 " "	BROWN				
112 " "	GREEN-DASHED				
100 " "	YELLOW				
85 " "	RED				
Less than 85 " "	BLACK				

NORTHERN CENTRAL RY.



SUPERVISOR NO 36 H.W. MANNING

C. FEDERICO MAIN TK. 1.30 SIDINGS 27 SWITCHES 71			M. HERR MAIN TK. 1.72 SIDINGS 23 SWITCHES 64			D. DELVECCHIO MAIN TRACK 8.14 SIDINGS 1.63 SWITCHES 29			H. DE... MAIN... SW...	
36	35	35	33	33	31	31	30	30	28	28



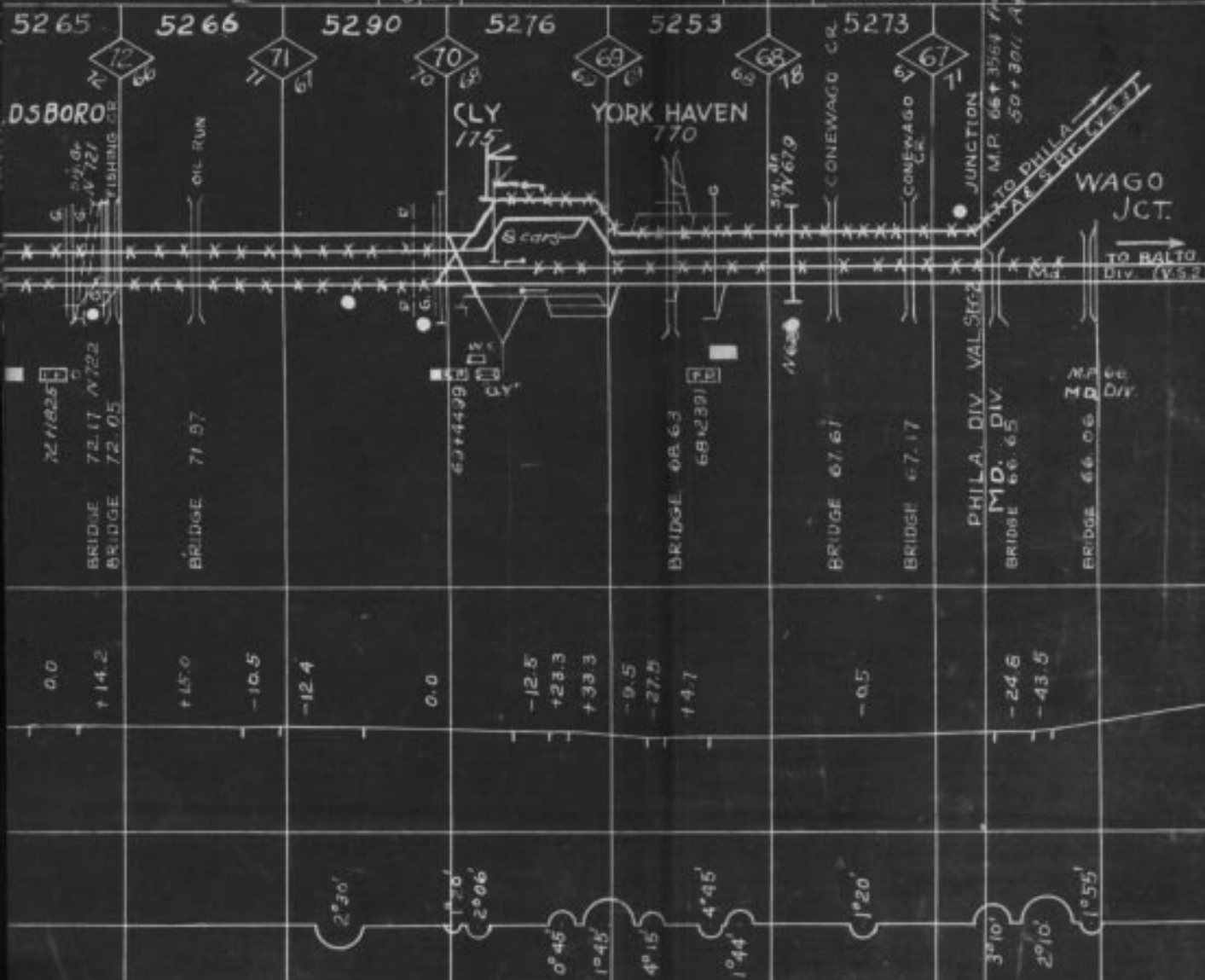
SECTION NO. 35 C. FEDERICO MAIN TK. 1.13 SIDINGS 27 SWITCHES 71	SECTION NO. 34 J. MURO MAIN TK. 1.47 SIDINGS 23 SWITCHES 69	SECTION NO. 33 R. HERR MAIN TK. 1.72 SIDINGS 23 SWITCHES 64	SECTION NO. 32 I. H. ... MAIN TR. 1.54 SIDINGS 23 SWITCHES 76	SECTION NO. 31 C. DELVECCHIO MAIN TK. 1.94 SIDINGS 1.63 SWITCHES 29	SEC. 29 N.C. Ry M. RHINEHART Main Tr. 4.00 Siding 0.38 SW. 14	SEC. 29 CONNECTING Main Tr. Siding SW.
---	---	---	---	---	---	--



A. B. SWEIGART
 MAIN TK. 11.27
 SIDINGS 0.27
 SWITCHES 2

ROBERT LAURER
 MAIN TK. 8.41
 SIDINGS 3.38
 SWITCHES 27

W. F. GLADFELTER
 MAIN TK. 5.40
 SDGS. 0 0
 SWITCHES 0 0



NORTHERN CENTRAL RY.

ATCEN AND SUSQUEHANNA BRANCH V.S. 3

W. F. GLADFELTER
 MAIN TRACK
 SIDINGS
 SWITCHES

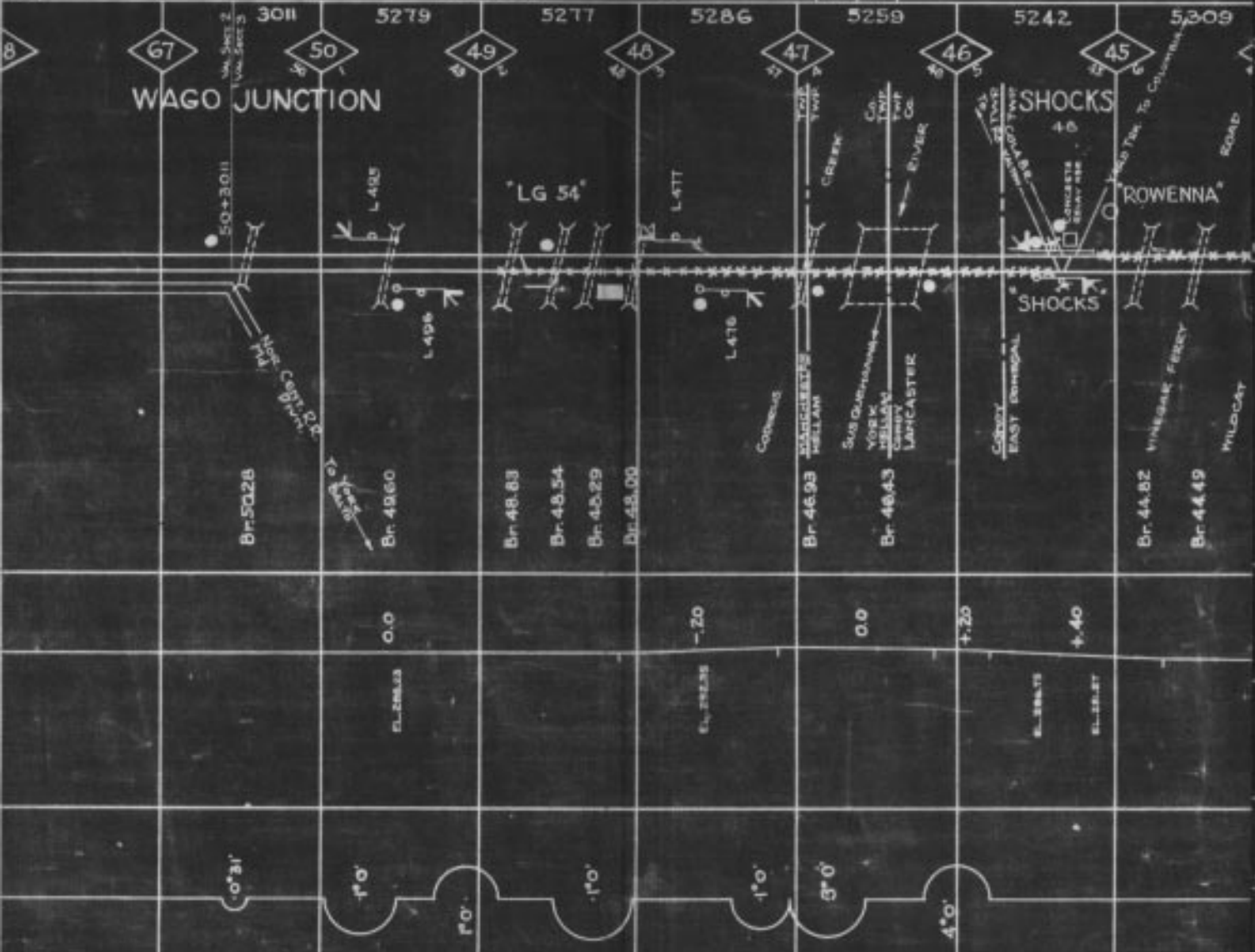
A&S BRANCH
 PORTION

7.85
 0.31
 3

+3360

23

23 7



WAGO JUNCTION

SHOCKS

ROWENNA

SHOCKS

3011 5279 5277 5286 5259 5242 5309

67 50 49 48 47 46 45

Br. 5026

Br. 4860

Br. 4883

Br. 4854

Br. 4829

Br. 4800

Br. 4693

Br. 4643

Br. 4482

Br. 4449

EL. 228.53

EL. 228.25

EL. 228.75

EL. 228.27

0'31"

1'0"

1'0"

1'0"

1'0"

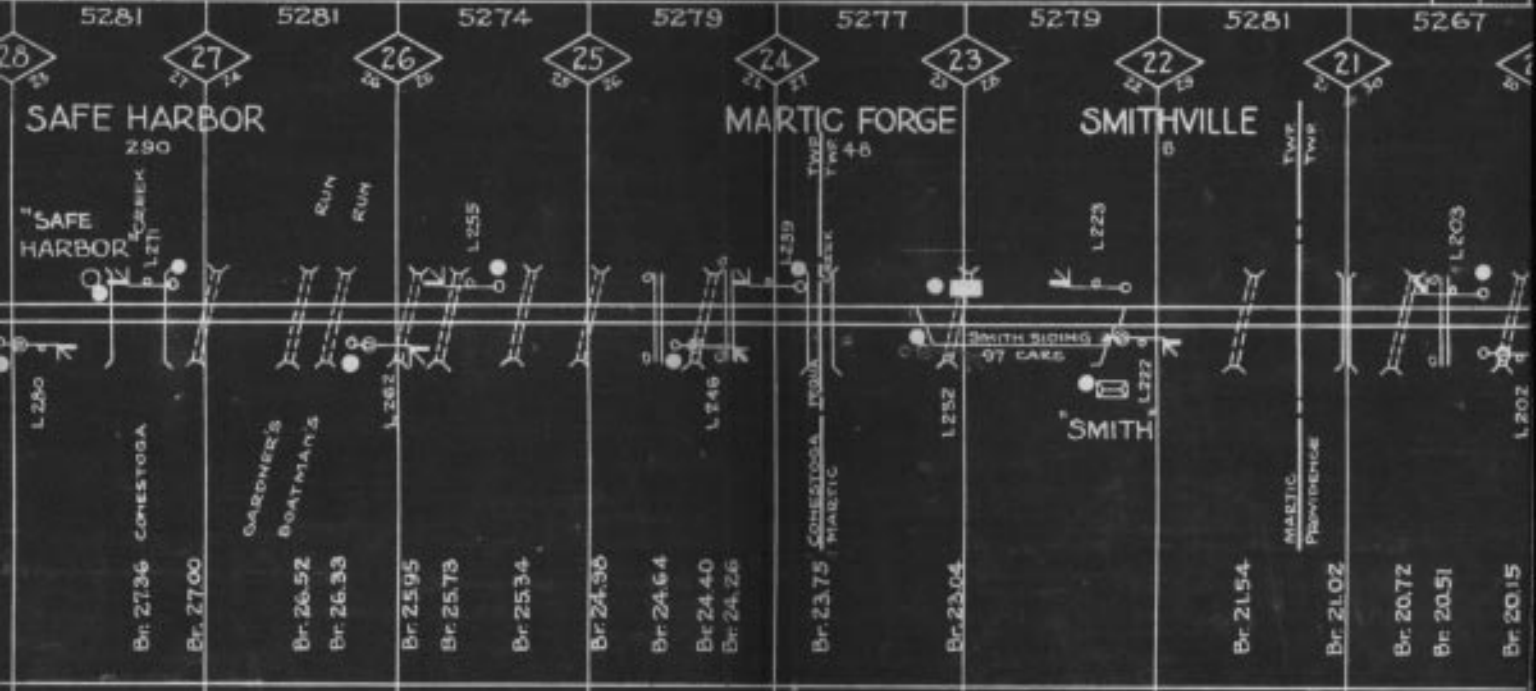
3'0"

4'0"

WALTER MINNICH
 MAIN TRACK 13.30
 SIDINGS 1.16
 SWITCHES 7

5 4

4 3



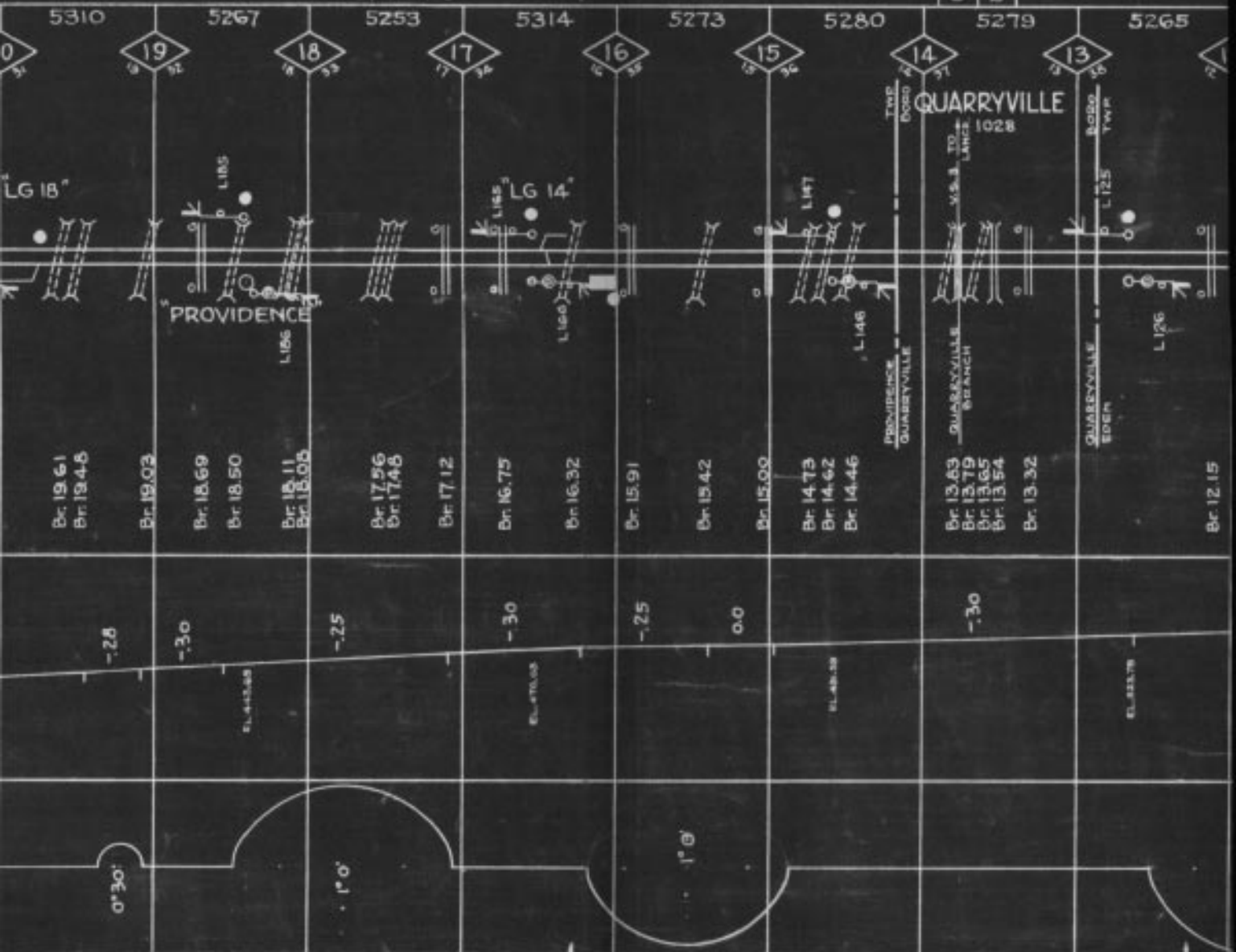
227.0' EL. Top Water in Dam



HARRY ELMER
 MAIN TRACK 13.36
 SIDINGS 0.48
 SWITCHES 4

3 2

+3520





J.H. DONLEY

MAIN TRACK 13.32
SIDINGS 1.20
SWITCHES 5

MAIN
SIDING
SWITCH

5306 5243 5289 5283 5279 5280 5309 5256

2 1



Br. 11.68
Br. 11.55

Br. 10.90
Br. 10.68

Br. 10.16

Br. 9.76

Br. 9.15

Br. 8.76

Br. 8.44 OCTOBER
Br. 8.22

Br. 7.61
Br. 7.52

Br. 7.20

Br. 6.43
Br. 6.35

Br. 5.77

Br. 5.09

Br. 4.70

Br. 4.03

-29

-30

+35

EL. 552.80

EL. 531.04

EL. 520.42

EL. 508.74

OCTOBER
LANCASTER
SADSBURY

0° 15'

J. B. HAUBERT
 TRACK 13.48
 NG5
 TCHES 0.0



ATGLEN AND SUSQUEHANNA BRANCH - V.S.3